

STANDARD OPEN BAGGAGE CART (SSBC9565) MANUAL



SKYWAY AVIATION HANDLING COMPANY PLC

Corporate Headquarters: SAHCO Complex, Cargo Terminal,
Murtala Muhammed International Airport, P.M.B 21768, Ikeja,
Lagos State, Nigeria.

Tel: +234(0)8035560646, +234(0)8155553455

Email: info@sahcoplc.com

Website: www.sahcoplc.com

TABLE OF CONTENT

- Overview.....2
- Features.....3-4
- Operations.....5-9
- Preventative Maintenance/How to Order Replacement Parts.....10-11
- Parts Breakdown.....12-13
- Warranty.....14-15

OVERVIEW



Skyway Aviation Handling Company SAHCO Standard Open Baggage Cart (SSBC9565) is a compact and versatile transportation solution designed for efficiently moving luggage, cargo, and equipment.

With its durable construction and maneuverable design, it offers convenience and ease of use in various settings, including airports, train stations, hotels, and warehouses. The combination of steel and aluminum construction, non-skid surface, provides strength and versatility.

FEATURES



SSBC9565 Specifications

1.	Maximum Load Capacity	2000kg
2.	Total Swept Radius	90 dg
3.	Maximum Tow Speed	30km/hr
4.	Total Height	1329mm
5.	Total Weight	665kg
6.	Tow Arm Length	1145.6mm
7.	Length	2410mm
8.	Width	1660mm
9.	Total Area Of V-Shaped Floor	2258x1153mm

FEATURES

SSBC9565 Features

- Low rolling resistance design for easy maneuvering (One person can easily handle a fully loaded cart).
- Load bearing slanted base to increase cart capacity.
- Quick-change solid pneumatic tires.
- Rain and sunlight protection for bags.
- Tow Hitch

SSBC9565 Safety Features

- Stable in winds up to 140 mph.
- Bumper on the sides absorb impact and prevents point loading.
- Reflective markers at corners.

SSBC9565 Materials

- Galvanized Steel
- Aluminium Sheet
- Solid Pneumatic Tire

Comprehensive One Year Warranty

- SAHCO PLC warrants the Standard Open Baggage Cart to be free from manufacturing or material defects for one year from date of invoice.
- Damage caused by vandalism or abuse is not covered by this warranty.

OPERATIONS

Warnings and Cautions

- Do not climb on or stand on the Cart
- Do not overload the SSBC9565
- Never park the SSBC9565 where high wind or jet blast are present, damage could occur.
- Do not exceed maximum capacity of 2000 kg.
- Keep the SSBC9565 within cart perimeter to protect against contacting the aircraft.
- Do not allow the SSBC9565 cart to contact the aircraft.
- Do not go underneath the cart when the tow bar is lowered

Operation

- Usual loading and unloading is from both the left and right hand side.
- Move the cart by detaching the latch pedal from the loop to release the brake.
- Raise the tow bar to apply brake
- Release the brake by detaching the latch pedal from the loop to successfully lower tow bar


Feedback

At SAHCO PLC, we are committed to providing safe, high quality, and easy to use products. Customer satisfaction is of great importance to us. In a bid to continue our tradition of quality and response to customer needs because customer satisfaction is of great importance to us, we welcome feedbacks.

Call +234(0)8035560646 also visit our website at www.sahcopl.com

OPERATIONS

SSBC9565 BRAKING SYSTEM



Annual Brake Inspection and Service

1. Place SSBC9565 Cart on its side.
2. Inspect the brake rod. If damaged or broken, replace immediately.
3. Have assistant lower the tow bar to release the brakes.
4. Brake Bar should clear the rear tyres by when brakes are released.

OPERATIONS




Brake Rod Replacement

1. Drop the tow arm to release brake
2. Loosen and remove the bolts from the brake yoke (A)&(B) to remove the rod
3. Install the new brake rod
4. Tighten the bolts of both brake yoke (A)&(B)

Note: Do not loosen the brake rod when the tow arm has not been released

OPERATIONS



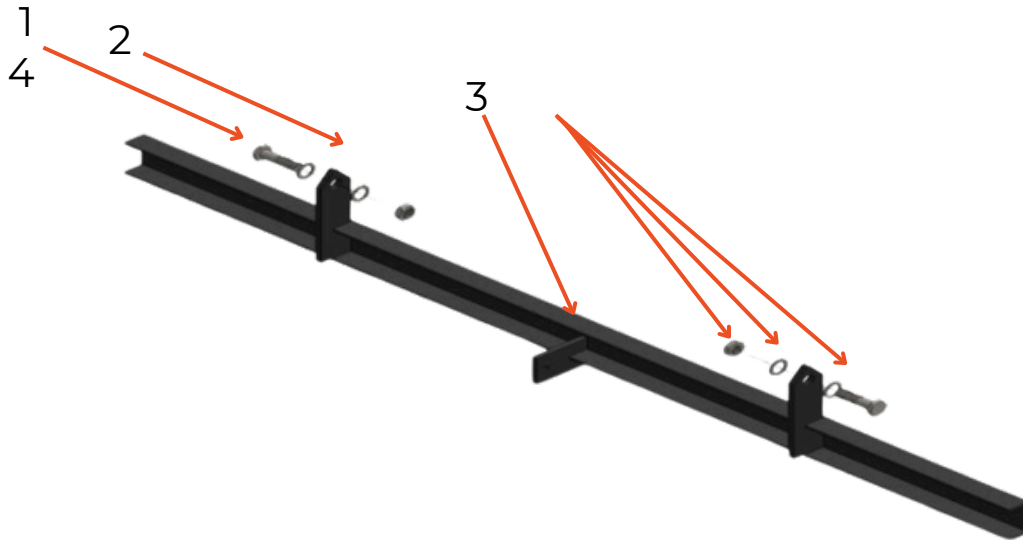
Brake Rod Replacement

1. Drop the tow arm to release brake
2. Loosen and remove the bolts from the brake yoke (A)&(B) to remove the rod
3. Install the new brake rod
4. Tighten the bolts of both brake yoke (A)&(B)

Note: Do not loosen the brake rod when the tow arm has not been released

OPERATIONS

SSBC9565 BRAKE BAR STYLE



Item No	Part No	Description
1.	SAH-004-2023-1	150mmx65mmx35mm C-channel
2.	SAH-004-2023-2	148mmx50mm
3.	SAH-004-2023-3	85mmx55mmx5mm
4.	SAH-004-2023-4	Bolt, nut (13mm & 17mm) washer



SAH -004-2023

Brake Bar Weldment

PREVENTIVE MAINTENANCE CHECKLIST

SSBC TROUBLESHOOTING

- **If the brakes do not engage or disengage?**

Check the brake yoke bar adjustment.

- **If the steering on the unit will not turn?**

Check to ensure the brake is not engaged.

- **If the unit pulls to one side?**

Check the tire pressure and bearings.

- **If the tow bar will not stay in the locked position?**

Check the tow bar latch pedal and loop for excessive wear and check the brake yoke bar for any adjustment.

- **If the moveable side guide does not open fully?**

Check the hinges and the weldment.

- **If the tyres wobble?**

Check the half-shaft or Hub for defect.

- **If the tow bar is stiff or difficult to control?**

Check the fifth wheel (turn table) for and loose bolt and nuts or replace entirely.

- **If the latch lock is defective?**

Repair or replace immediately.

PREVENTIVE MAINTENANCE CHECKLIST

The following is a general maintenance checklist which covers the major components of your SSBC9565 Baggage Cart. It is recommended that the following be checked regularly as scheduled to ensure proper function, longevity, and serviceability of your SSBC9565 Baggage Cart.

COMPONENT	SUGGESTED ACTION	SCHEDULE		
		Monthly	Quarterly	Bi-Annually
WHEELS	Grease wheels			
BRAKES	General Check			

How to Order Replacement Parts

Please have model number and serial number available when ordering replacement parts.

When ordering replacement parts:

- Contact the SSBC9565 parts dept. at +234(0)8035560646 or email info@sahcoplc.com
- Give the Model Number(SSBC9565), Serial Number, and Mfg. Date to the parts representative.
- If possible, give the part number and a description from the parts list. Or describe the needed part(s) to the best of your ability.

If you are in a breakdown situation, please tell us, we will try to get your unit operational as soon as possible.

PARTS BREAKDOWN

SSBC9565 Introduction to Illustrated Parts Listing

The illustrated parts list contains a breakdown of the SSBC9565. All parts contained in the SSBC9565 baggage cart that can be disassembled, repaired, manufactured, replaced or reassembled are listed.

Each sketched assembly is followed immediately by its detailed parts list.

Item Number Column: The figure and index numbers key the detailed parts list to the applicable illustration.

Part Number Column: This column contains the manufacturer's part numbers.

All parts listed on the following pages are available through Skyway Aviation Handling Company Plc.

PARTS BREAKDOWN



Item	Description	Part Number
1	Solid Pneumatic Tyre	SAH-001
1A	Latch Pedal	SAH-001A
2	Steering Mechanism Weldment	SAH-002
3	Steering Mechanism Subassembly	SAH-003
4	Brake Bar	SAH-004
5	Slanted Base Weldment	SAH-005
6	Tow Bar	SAH-006
7	Back Guide	SAH-007
8	Rear Guide(Tarpolin Basket)	SAH-008
9	Moveable Side Guide	SAH-009
10	Fixed Side Guide	SAH-0010
11	Brake Rod	SAH-0011
12	Rear Plate	SAH-0012
13	Steering Mechanism Plate	SAH-0013
14	Tow Hitch	SAH-0016

WARRANTY INFORMATION

This warranty is in lieu of all other warranties, either expressed or implied.

What is Covered:

This warranty covers equipment manufactured by SAHCO PLC from any defects in materials, workmanship and/or installations performed.

Period of Coverage:

This warranty lasts for a period of two years, electrical component coverage is for one year from the date the product ships, or until the original ownership of the ramp is transferred to another party, whichever comes first. Any repairs or modifications without the express written consent of SAHCO PLC. will be grounds to immediately void all or part of this warranty.

What is Not Covered:

1. Accidental damage.
2. Misuse or abuse.
3. Damage caused by adverse weather, disasters, or other forces of nature.
4. Worn out adhesive skid walk.
5. Worn out tires/wheels.
6. Worn out/faded canvas canopies.
7. Any other wear or damage caused by the belt loaders general use.
8. Any consequential or incidental damages to include:
 - a. Any loss of profit.
 - b. Loss by reason of airport or flight line shutdown.
 - c. Non-operation or increased expense of operation.
 - d. Loss of passengers or business.

WARRANTY INFORMATION

What SAHCO PLC Will Do:

Repair or replace any original part, component or piece of equipment that is found to have defects from time of shipment through the end of the period of coverage.

How to Make a Service Claim:

Provide a claim in writing within the period of coverage to the address listed below or email to info@sahcopl.com. We will then determine if the problem is a defect with the product. Once the nature of the problem is ascertained, we will notify the buyer of our planned resolution. This may include an on-site visit by SAHCO PLC. for repairs, or that the buyer ships the defective part or component to us for inspection and replacement at SAHCO PLC expense.

Skyway Aviation Handling Company Plc.